

EL PASO MUSEUM OF ART

A WEEK

OF ART ACTIVITIES



TELL AN Art Story TUESDAY



Tell a story about art with finger paper puppets

Tell an art story! Use the puppets template of world famous artists to create your own story about art. Get creative, plan a story with your family, and rehearse a storytelling performance. Pick your favorite artist and share the rest of the puppets with your family members.

Materials

- Scissors
- Color pencils, markers or crayons
- Glue stick
- Sheet of paper
- Construction paper (optional)

Steps


- 1 Print out the puppet template in a blank sheet of paper.
- 2 Color in all the puppets and carefully cut them out.
- 3 Once all the puppets are cut out, curl the rectangular ends to form a tube.
- 4 Adjust the paper for best fit and secure both ends together with glue.
- 5 Share your artwork with EPMA. Tag EPMA on social media [@ElPasoMuseumofArt](#) and use the hashtags [#EPMATellAStoryTuesday](#) [#EPMAfingerpuppets](#)



FRIDA KAHLO



ANDY WARHOL




JACKSON POLLOCK



YAYOI KUSAMA



SALVADOR DALI



THE SCREAM
by EDVARD MUNCH




MONALISA
by LEONARDO DAVINCI



GIRL WITH A PEARL EARRING
by JOHANNES VERMEER



SELF-PORTRAIT
by VINCENT VAN GOGH



LA CATRINA
by GUADALUPE POSADA