

EL PASO MUSEUM OF ART

A WEEK

OF ART ACTIVITIES



WONDER
WEDNESDAY



WONDER WEDNESDAY

Wonder as you explore through our virtual galleries
and get inspired!


Explore EPMA's permanent collection, get inspired and turn these black and white pages into colorful art pieces.

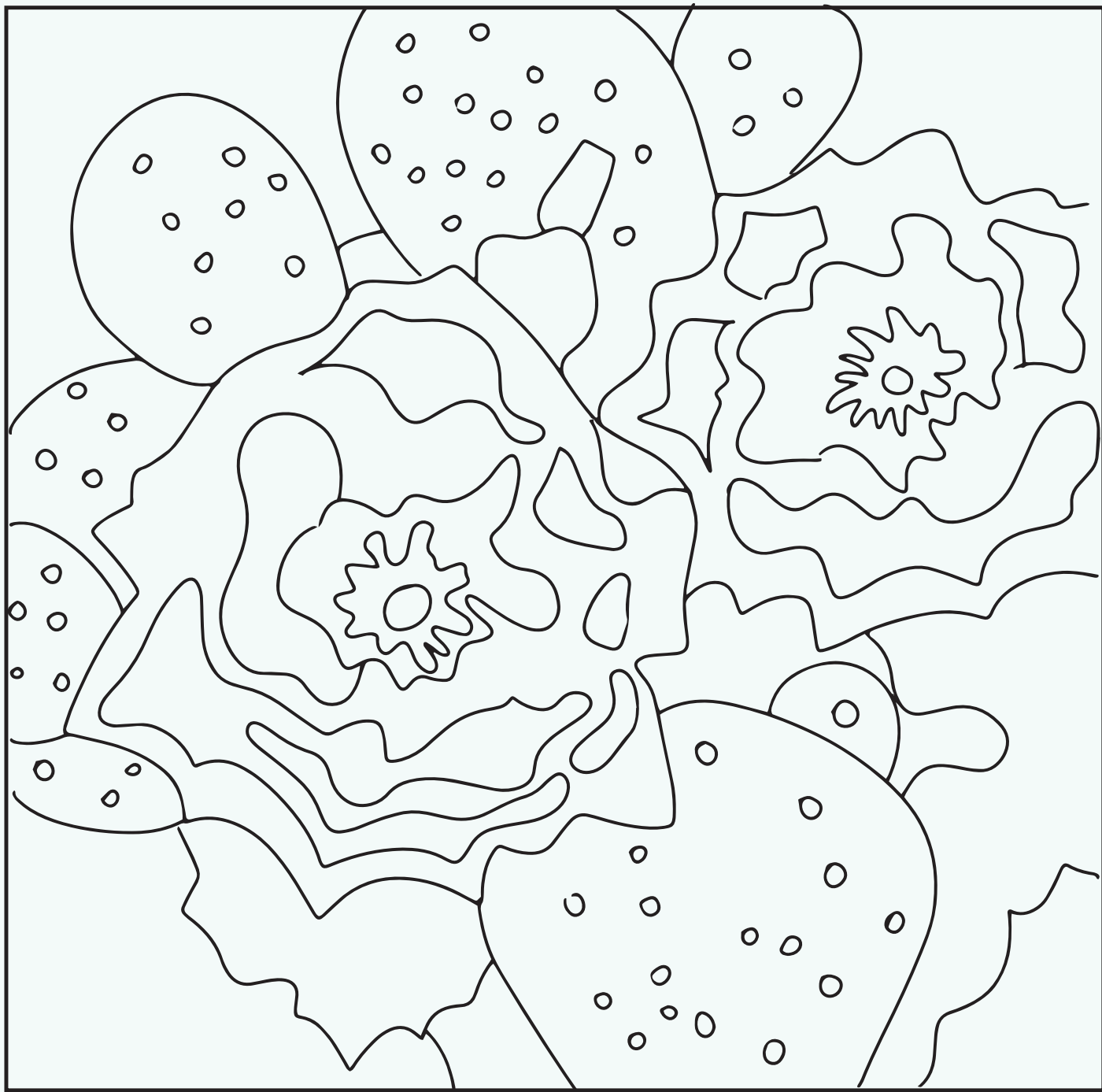
Materials

- Color pencils or crayons
- Printer

Steps

- 1 Print out the coloring pages.
- 2 Visit www.epma.art, go to the main menu and click on the "Collections" tab under the "Art" page.
- 3 Click on "Search our collection."
- 4 Select the "Advance Search" tab, enter the artist name, title or subject found on the credit line of each coloring page. This will take you to the original painting in our collection. Get inspired by its colors and textures, and create your own masterpiece.
- 5 Share your artwork with EPMA. Tag EPMA on social media [@EIPasoMuseumofArt](https://twitter.com/EIPasoMuseumofArt) using the hashtags [#EPMAWonderWednesday](https://twitter.com/EPMAWonderWednesday) [#EPMAColoringPages](https://twitter.com/EPMAColoringPages)







Susan Amster, *Cactus*, 1996. Acrylic on canvas, 12 in x 12 in. El Paso Museum of Art.



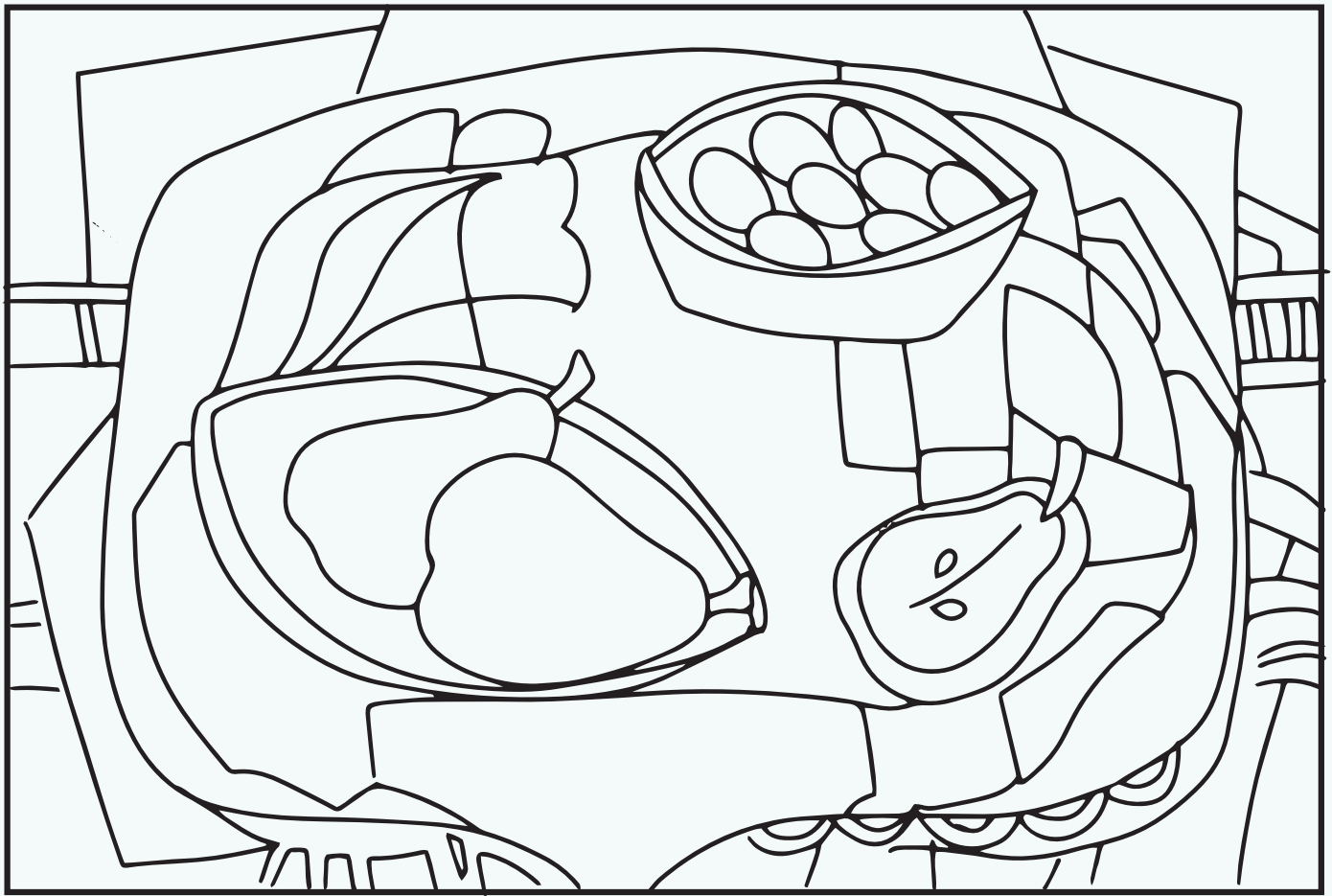
Jose Lozano, *Recortando a Frida (Cutting out Frida)*, 2005. GLicee print, 39.5 in x 31.75. El Paso Museum of Art.



Billy Hassell, *Mason County Bats*, 1993. Encaustic on linen, 16 in x 16 in. El Paso Museum of Art.



Haynes Ownby, *Provincetown*, 1978. Acrylic on canvas, 48 in x 48.5 in. El Paso Museum of Art.



Mary Doyle, *Still Life with Pears*, 1957. Oil on Masonite, 12 in x 18 in. El Paso Museum of Art.